

Super Heavy Payload Robot

FANUC Robot M-2000*i*A



Features

The “Super Heavy Payload” M-2000*i*A has a wrist capacity of 900kg - 1350kg.

- Two models are available to meet a variety of applications.
 - FANUC Robot M-2000*i*A/1200
This model is a heavy payload type with a 1350kg payload capacity (with option). This model can handle heavy payloads that previously required two synchronized robots.
 - FANUC Robot M-2000*i*A/900L
This model is a long arm type with a 900kg payload capacity and 4.7m maximum reach. The 6.2m vertical stroke can be applied to lifting car bodies, replacing expensive fixed automation such as elevators and lifters.
- The wrist can be used safely in adverse environments because it has IP67-equivalent resistance to environmental conditions (dust and liquids).

Application system



M-2000*i*A/900L car body transfer

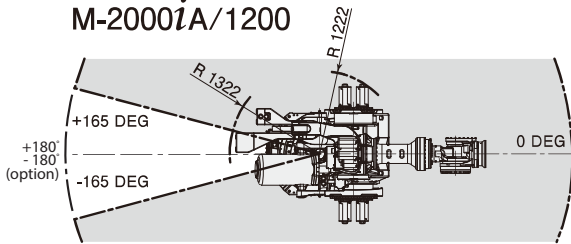


M-2000*i*A/1200 sand core dip

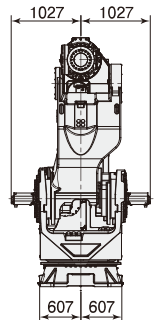
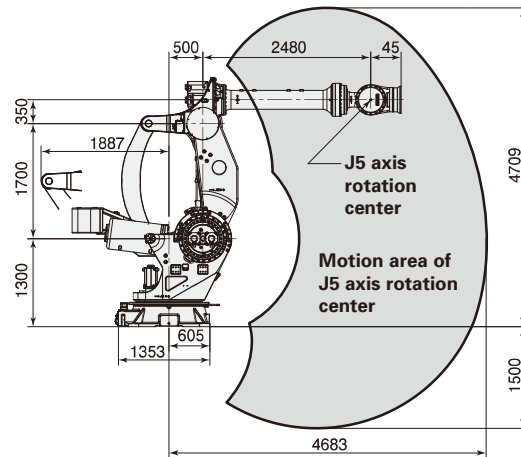
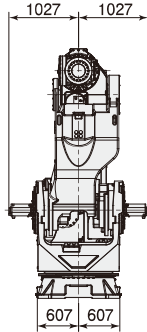
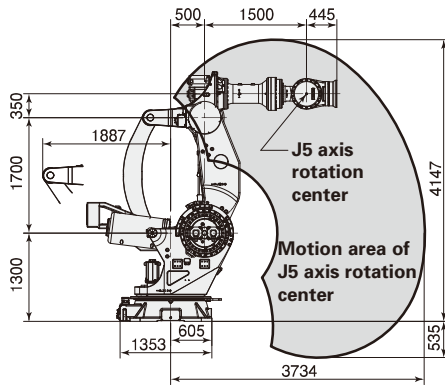
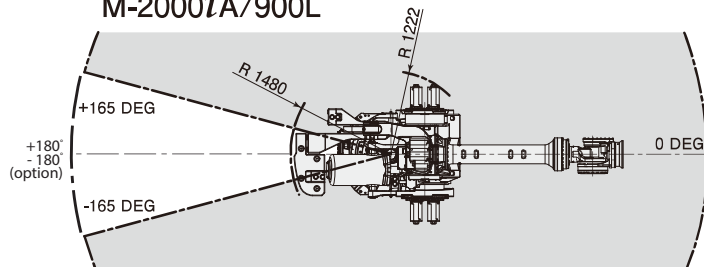
FANUC Robot M-2000iA

Operating space

M-2000iA/1200



M-2000iA/900L



Specifications

Item	Specifications	
	M-2000iA/1200	M-2000iA/900L
Type	Articulated Type	
Controlled axes	6 axes (J1, J2, J3, J4, J5, J6)	
Reach	3.73m	4.68m
Installation	Floor	
Motion range (Maximum speed) (Note 1)	J1 axis rotation	330° (45°/s) 5.76 rad (0.79 rad/s) 360° (45°/s) 6.28 rad (0.79 rad/s) option
	J2 axis rotation	160° (30°/s) 2.79 rad (0.52 rad/s) 160° (30°/s) 2.79 rad (0.52 rad/s)
	J3 axis rotation	160° (25°/s) 2.79 rad (0.44 rad/s) (Note 2) 160° (30°/s) 2.79 rad (0.52 rad/s)
	J4 axis wrist rotation	165° (30°/s) 2.88 rad (0.52 rad/s)
	J5 axis wrist rotation	720° (50°/s) 12.57 rad (0.87 rad/s)
	J6 axis wrist rotation	240° (50°/s) 4.19 rad (0.87 rad/s) 720° (70°/s) 12.57 rad (1.22 rad/s)
Max. load capacity at wrist	Max. 1200kg Max. 1350kg (Note 2)	Max 900kg
Max. load capacity at J2 base	550kg	
Max. load capacity at J3 arm	50kg	
Allowable load moment at wrist	J4 axis	14700 N·m 1500 kgf·m
	J5 axis	14700 N·m 1500 kgf·m
	J6 axis	4900 N·m 500 kgf·m
Allowable load inertia at wrist	J4 axis	2989 kg·m ² 30500 kgf·cm·s ²
	J5 axis	2989 kg·m ² 30500 kgf·cm·s ²
	J6 axis	2195 kg·m ² 22400 kgf·cm·s ²
Drive method	Electric servo drive by AC servo motor	
Repeatability	± 0.3 mm	± 0.5 mm
Mass (Note 3)	8,600 kg	9,600 kg
Installation environment	Ambient temperature : 0~45°C Ambient humidity : Normally 75%RH or less (No dew, nor frost allowed) Short term Max. 95%RH or less (within one month) Vibration : 0.5G or less	

Note 1) In case of short distance motion, the axis speed doesn't reach maximum one.

Note 2) With 1350kg option.

Note 3) Without controller.

FANUC

FANUC AMERICA CORPORATION
3900 WEST HAMLIN ROAD
ROCHESTER HILLS MI 48309-3253



MARKETING@FANUCAMERICA.COM

FANUCAMERICA.COM 888-FANUC-US